

**AW.10.06/P**

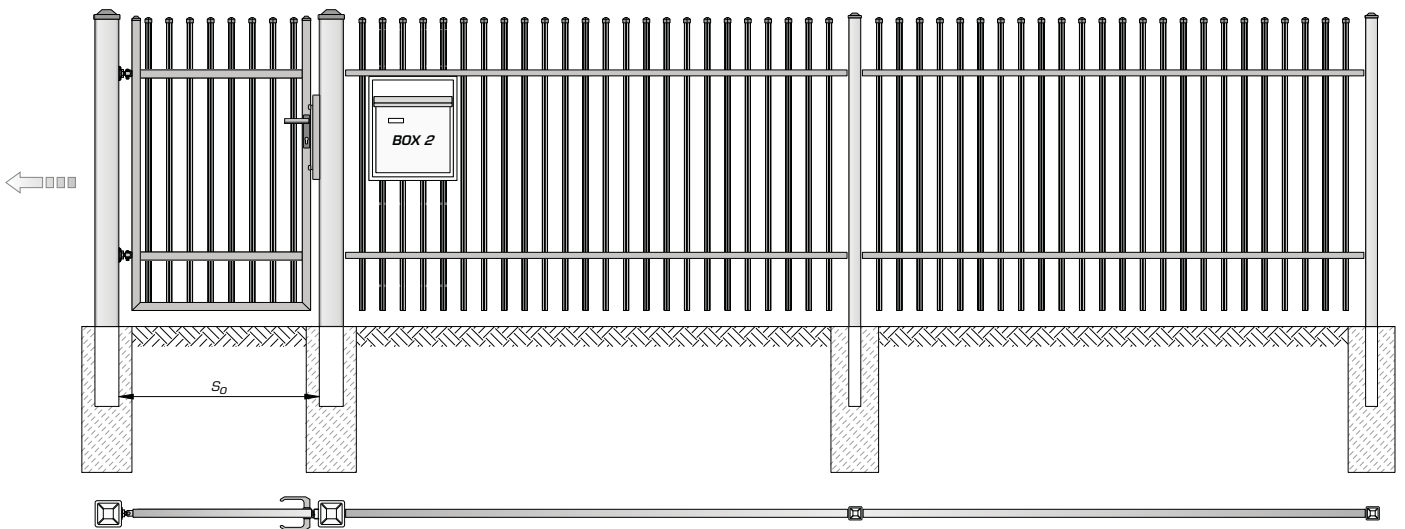
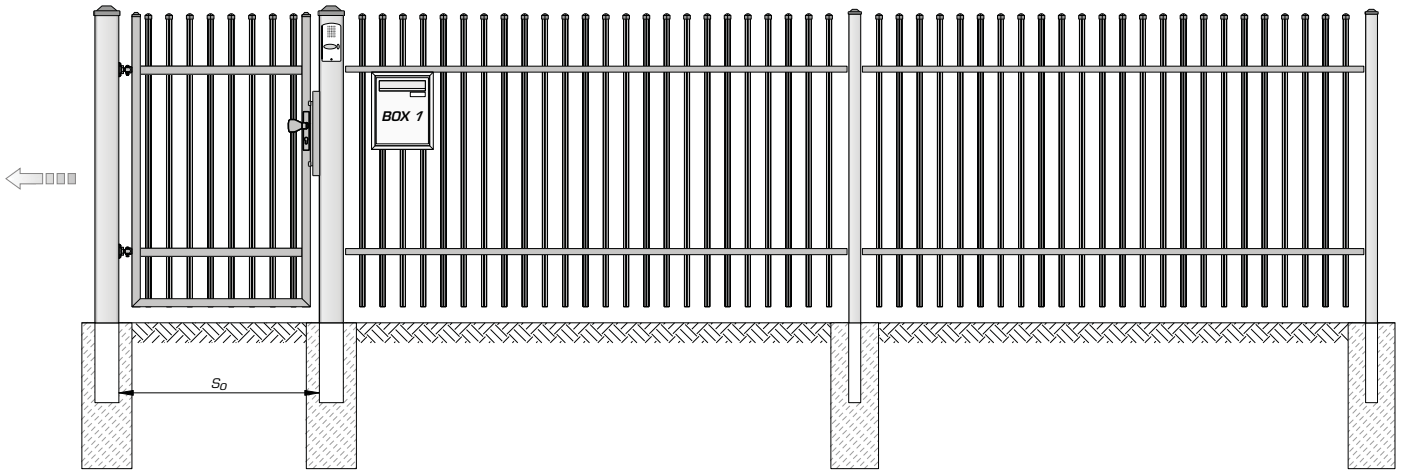
(S) 2500 [mm] x (H) 900 [mm] - 24 kg	(S) 3000 [mm] x (H) 1200 [mm] - 31 kg
(S) 2500 [mm] x (H) 1200 [mm] - 27 kg	(S) 3000 [mm] x (H) 1450 [mm] - 36 kg
(S) 2500 [mm] x (H) 1450 [mm] - 30 kg	
max: (S) 3000 [mm] x (H) 1950 [mm]	

$H \geq 1000$ : a=250, b=300, $H_{min}=800$	$800 \leq H < 1000$ : a=250, b=200, $H_{min}=800$
---	---

**AW.10.06/Wp**

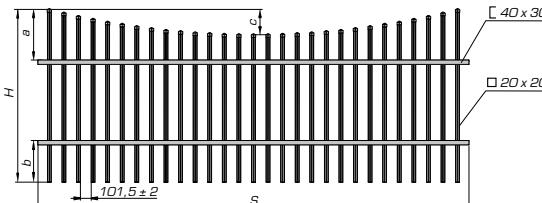
(S) 2500 [mm] x (H) 900 [mm] - 23 kg	(S) 3000 [mm] x (H) 1200 [mm] - 30 kg
(S) 2500 [mm] x (H) 1200 [mm] - 26 kg	(S) 3000 [mm] x (H) 1450 [mm] - 35 kg
(S) 2500 [mm] x (H) 1450 [mm] - 29 kg	
max: (S) 3000 [mm] x (H) 1950 [mm]	

$H \geq 1100$ : a=350, b=300, c=175, $H_{min}=900$	$900 \leq H < 1100$ : a=350, b=200, c=175, $H_{min}=900$
--	--

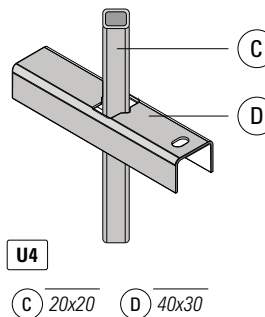


**AW.10.06/Wk**

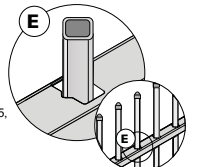
(S) 2500 [mm] x (H) 900 [mm] - 23 kg	(S) 3000 [mm] x (H) 1200 [mm] - 30 kg
(S) 2500 [mm] x (H) 1200 [mm] - 26 kg	(S) 3000 [mm] x (H) 1450 [mm] - 35 kg
(S) 2500 [mm] x (H) 1450 [mm] - 29 kg	
max: (S) 3000 [mm] x (H) 1950 [mm]	



$H \geq 1100$ : a=350, b=300, c=175, $H_{min}=900$	$900 \leq H < 1100$ : a=350, b=200, c=175, $H_{min}=900$
--	--



**AW.10.06 EKO**  
**PL** / Segment, Brama przesuwana P-55, Furka, Brama dwuskrzydłowa  
**EN** / Segment, Sliding gate P-55, Wicket, Double-leaf gate  
**DE** / Zaunfeld, Schiebtor P-55, Pforte, Zweiflügeltor  
**RU** / Секция, Сдвижные ворота P-55, Калитка, Распашные ворота



**AW.10.06**  
**PL** / Brama przesuwana, Furka, Brama dwuskrzydłowa  
**EN** / Sliding gate, Wicket, Double-leaf gate  
**DE** / Schiebtor, Pforte, Zweiflügeltor  
**RU** / Сдвижные ворота, Калитка, Распашные ворота

