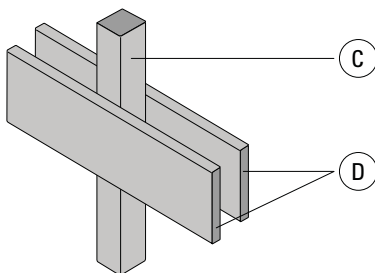
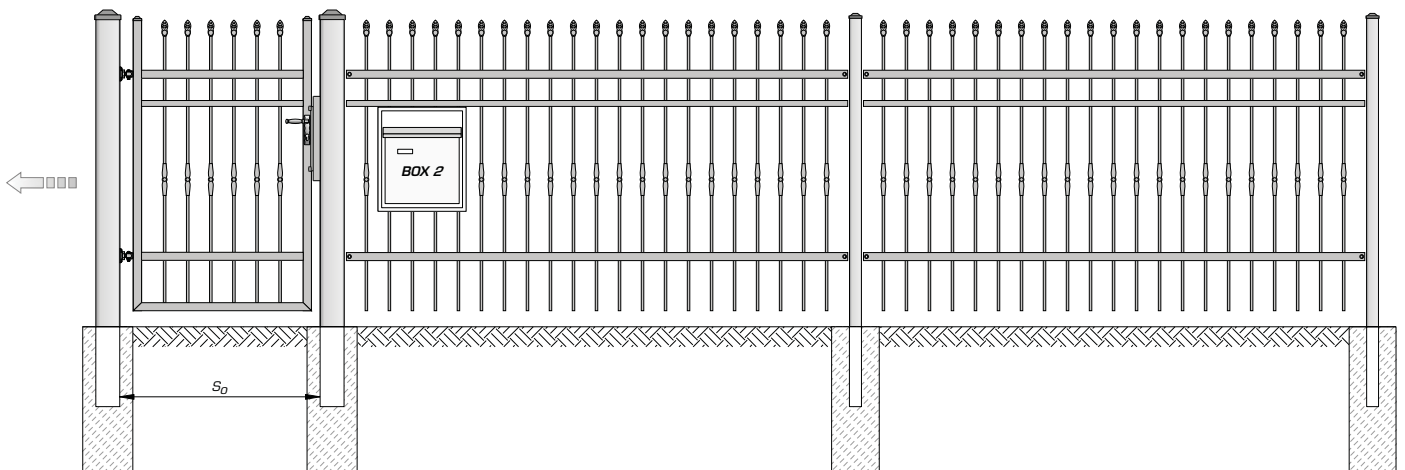
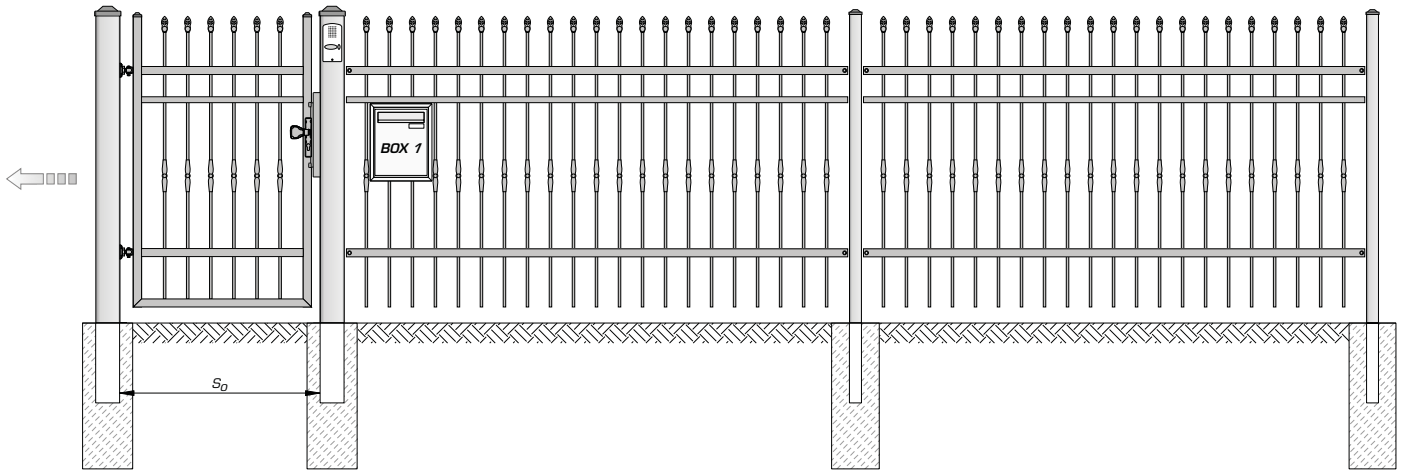


— AW.10.60/P —

(S) 2500 [mm] x (H) 900 [mm] - 60 kg	(S) 2500 [mm] x (H) 1450 [mm] - 70 kg
(S) 2500 [mm] x (H) 1200 [mm] - 65 kg	
max: (S) 3000 [mm] x (H) 1750 [mm]	

$H = 1450 : a=250, b=300, H_{min}=800$	$H = 1200 : a=250, b=100 \div 300, H_{min}=800$
--	---



U3 **C** 14 x 14 **D** 30 x 5