

**AW.10.22/P**

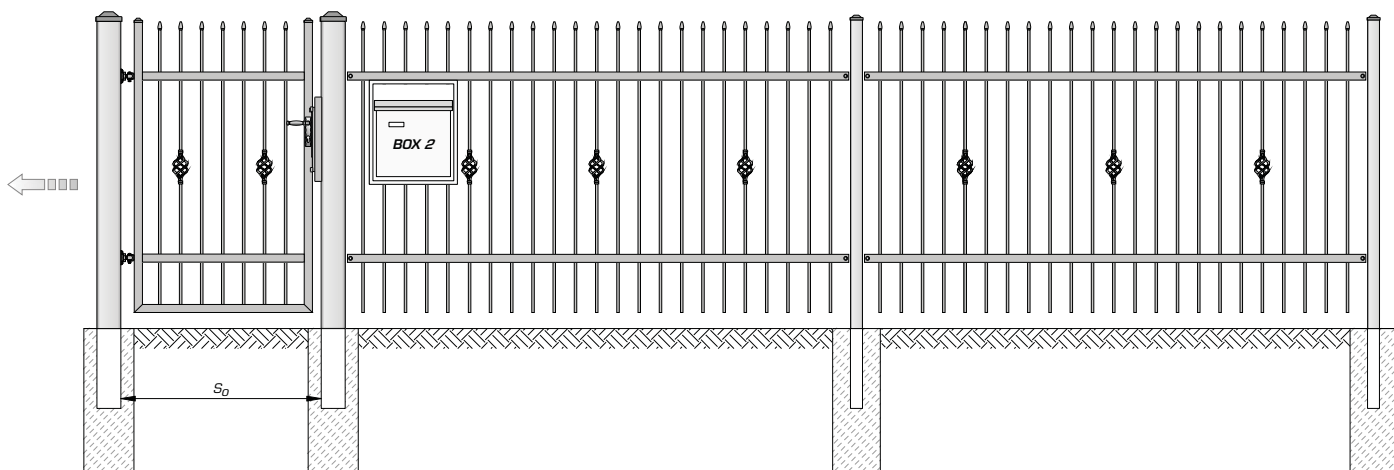
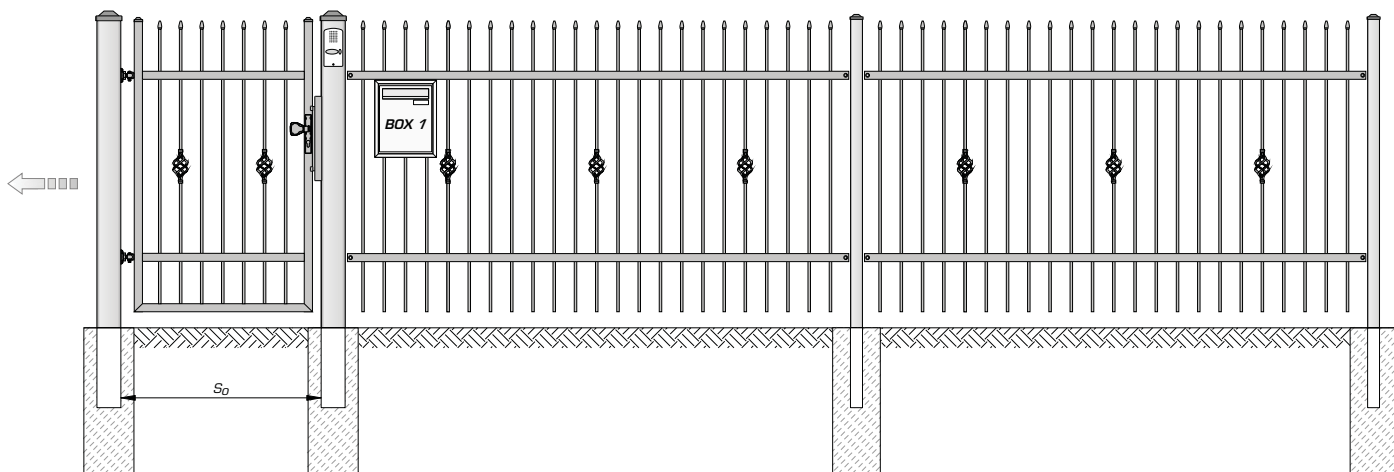
(S) 2500 [mm] x (H) 900 [mm] - 40 kg	(S) 3000 [mm] x (H) 1200 [mm] - 56 kg
(S) 2500 [mm] x (H) 1200 [mm] - 47 kg	(S) 3000 [mm] x (H) 1450 [mm] - 65 kg
(S) 2500 [mm] x (H) 1450 [mm] - 54 kg	
max: (S) 3000 [mm] x (H) 1750 [mm]	

$H \geq 1000$ : a=250, b=300, $H_{min}=800$	$800 \leq H < 1000$ : a=250, b=200, $H_{min}=800$
---	---

**AW.10.22/Wp**

(S) 2500 [mm] x (H) 900 [mm] - 38 kg	(S) 3000 [mm] x (H) 1200 [mm] - 54 kg
(S) 2500 [mm] x (H) 1200 [mm] - 45 kg	(S) 3000 [mm] x (H) 1450 [mm] - 63 kg
(S) 2500 [mm] x (H) 1450 [mm] - 52 kg	
max: (S) 3000 [mm] x (H) 1750 [mm]	

$H \geq 1100$ : a=350, b=300, c=175, $H_{min}=900$	$900 \leq H < 1100$ : a=350, b=200, c=175, $H_{min}=900$
--	--



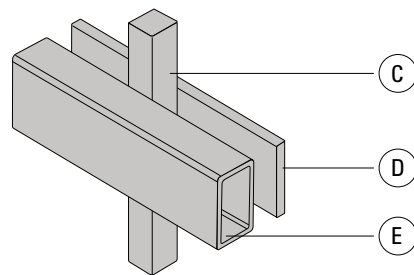
AW.10.22/Wk

(S) 2500 [mm] x (H) 900 [mm] - 38 kg	(S) 3000 [mm] x (H) 1200 [mm] - 54 kg
(S) 2500 [mm] x (H) 1200 [mm] - 45 kg	(S) 3000 [mm] x (H) 1450 [mm] - 63 kg
(S) 2500 [mm] x (H) 1450 [mm] - 52 kg	

max: (S) 3000 [mm] x (H) 1750 [mm]

□ 12 x 12

$H \geq 1100 : a=350, b=300, c=175, H_{min}=900$      $900 \leq H < 1100 : a=350, b=200, c=175, H_{min}=900$



U2    C 12x12    D 30x5    E 30x18