

AW.10.45/Wp

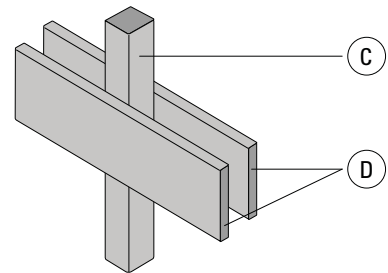
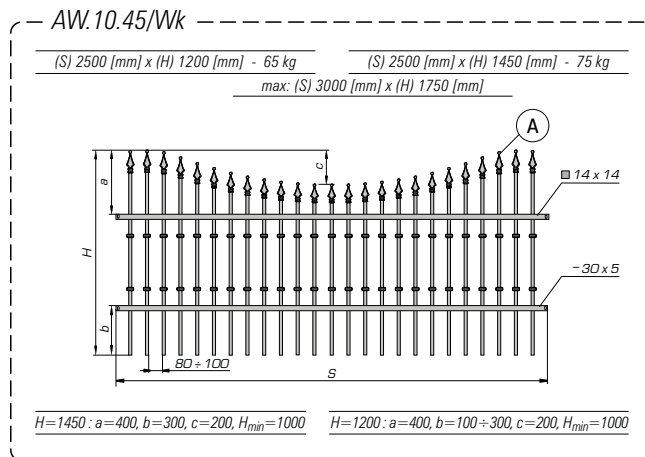
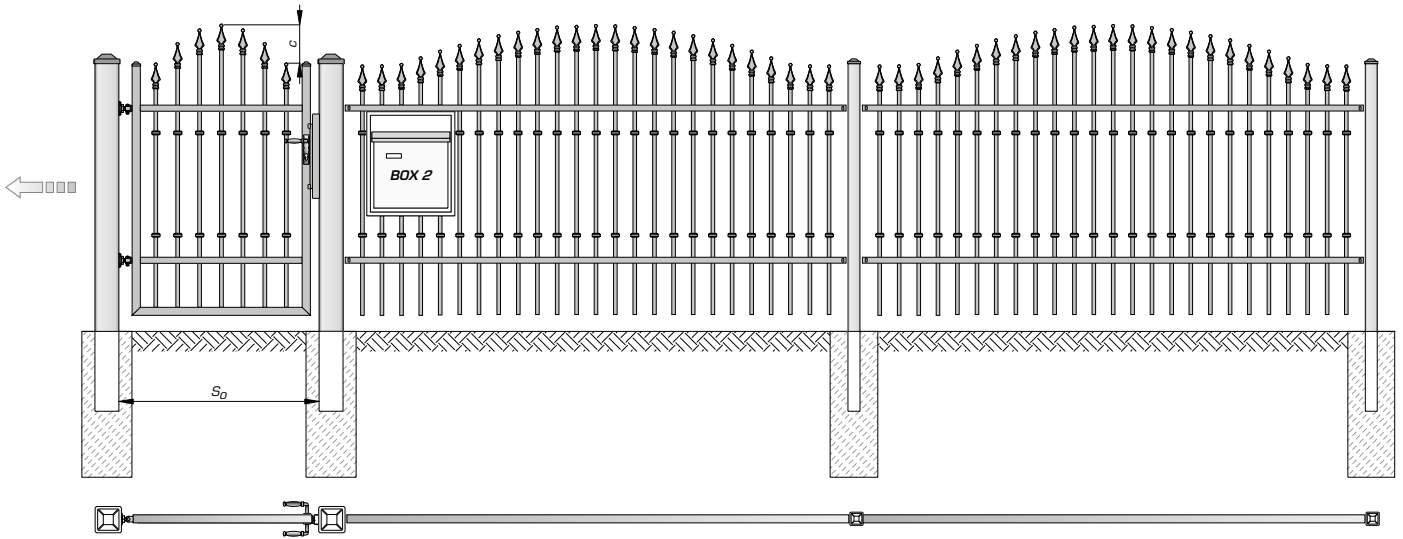
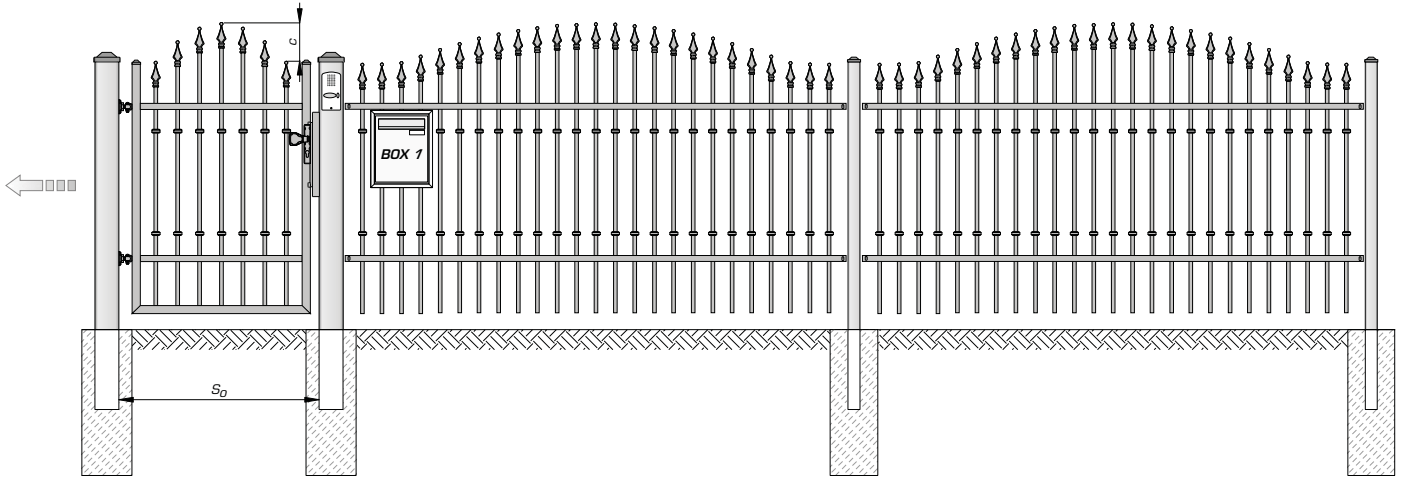
(S) 2500 [mm] x (H) 1200 [mm] - 65 kg	(S) 2500 [mm] x (H) 1450 [mm] - 75 kg
max: (S) 3000 [mm] x (H) 1750 [mm]	

H=1450 : a=400, b=300, c=200, H _{min} =1000	H=1200 : a=400, b=100÷300, c=200, H _{min} =1000
--	--

AW.10.45/P

(S) 2500 [mm] x (H) 900 [mm] - 58 kg	(S) 2500 [mm] x (H) 1450 [mm] - 78 kg
(S) 2500 [mm] x (H) 1200 [mm] - 68 kg	max: (S) 3000 [mm] x (H) 1750 [mm]

H=1450 : a=250, b=300, H _{min} =800	H=1200 : a=250, b=300, H _{min} =800
--	--



U3 C 14 x 14 D 30 x 5