

AW.10.56/Wp

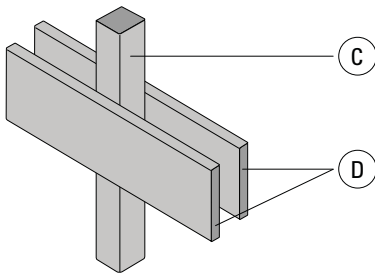


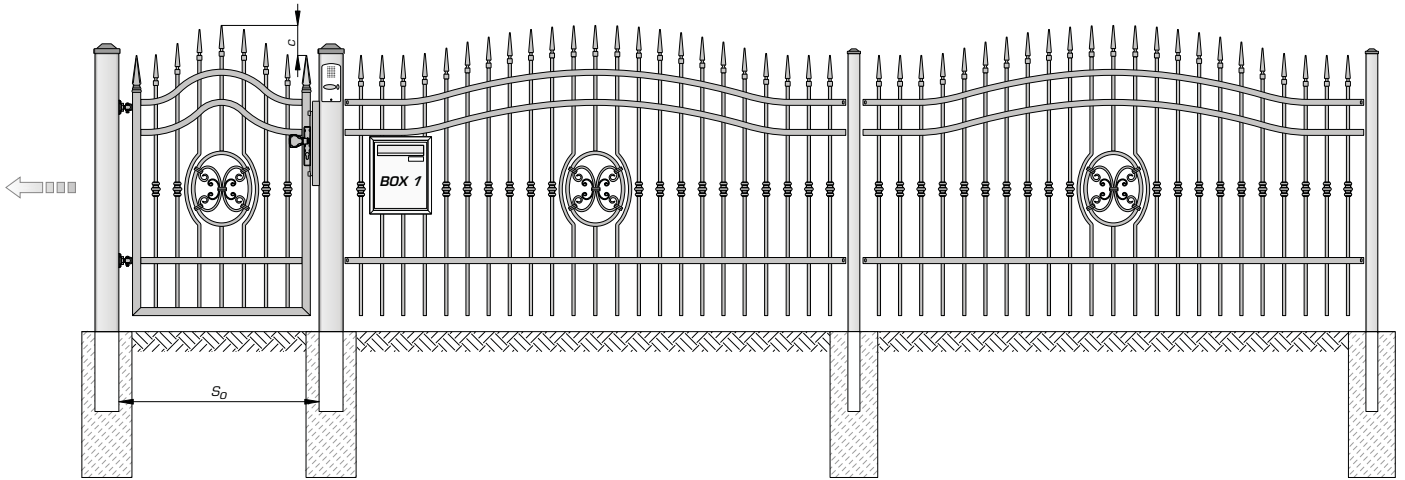
(S) 2500 [mm] x (H) 1200 [mm] - 79 kg (S) 2500 [mm] x (H) 1450 [mm] - 90 kg
max: (S) 3000 [mm] x (H) 1750 [mm]

$H=1450 : a=370, b=300, c=150, H_{min}=1150$ $H=1200 : a=370, b=100 \div 300, c=150, H_{min}=1150$

AW.10.56/P

(S) 2500 [mm] x (H) 1200 [mm] - 82 kg (S) 2500 [mm] x (H) 1450 [mm] - 93 kg
max: (S) 3000 [mm] x (H) 1750 [mm]

$H=1450 : a=220, b=300, H_{min}=1000$ $H=1200 : a=220, b=100 \div 300, H_{min}=1000$



U3 **C** 14 x 14 **D** 30 x 5