

**AW.10.62/Wp**

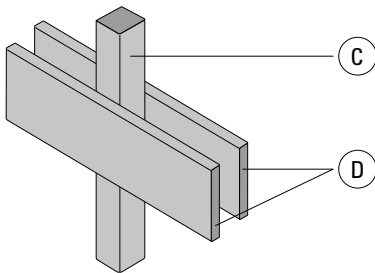
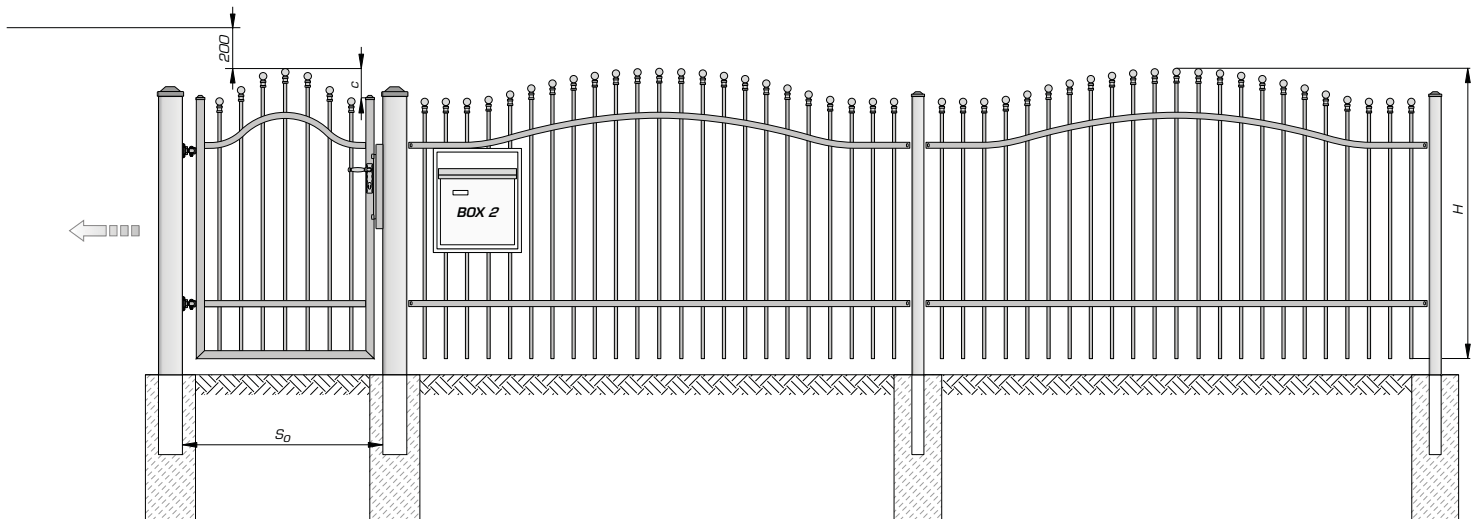

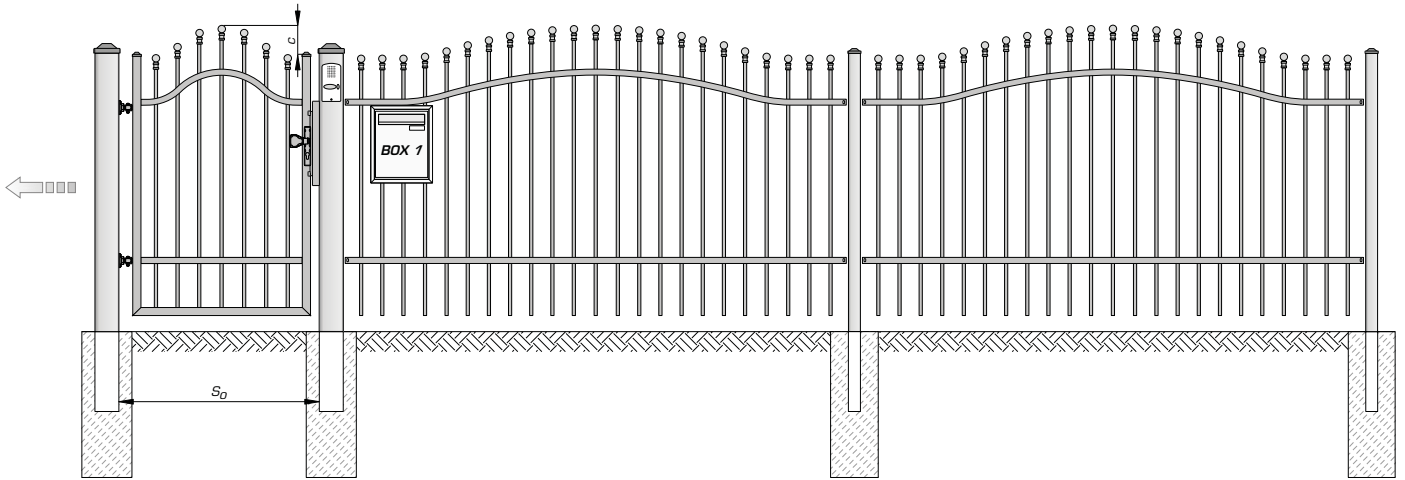
(S) 2500 [mm] x (H) 1200 [mm] - 61 kg      (S) 2500 [mm] x (H) 1450 [mm] - 71 kg  
max: (S) 3000 [mm] x (H) 1750 [mm]

$H=1450 : a=370, b=300, c=150, H_{min}=1150$        $H=1200 : a=370, b=100+300, c=150, H_{min}=1150$

**AW.10.62/P**

(S) 2500 [mm] x (H) 1200 [mm] - 64 kg      (S) 2500 [mm] x (H) 1450 [mm] - 74 kg  
max: (S) 3000 [mm] x (H) 1750 [mm]

$H=1450 : a=220, b=300, H_{min}=1000$        $H=1200 : a=220, b=100+300, H_{min}=1000$



**U3**   **C** 14 x 14   **D** 30 x 5