

AW.10.07/P

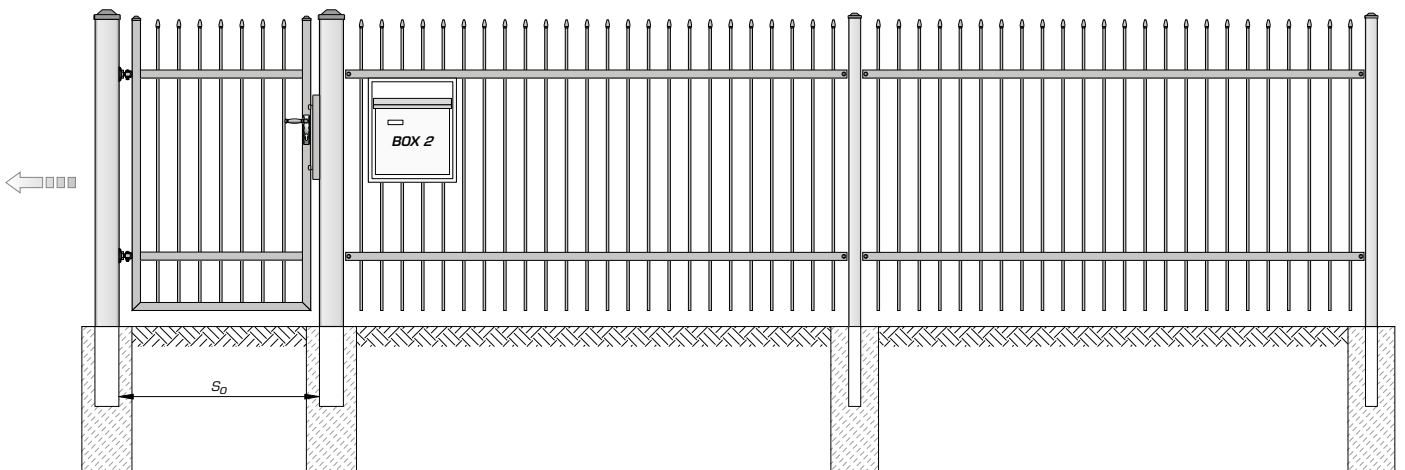
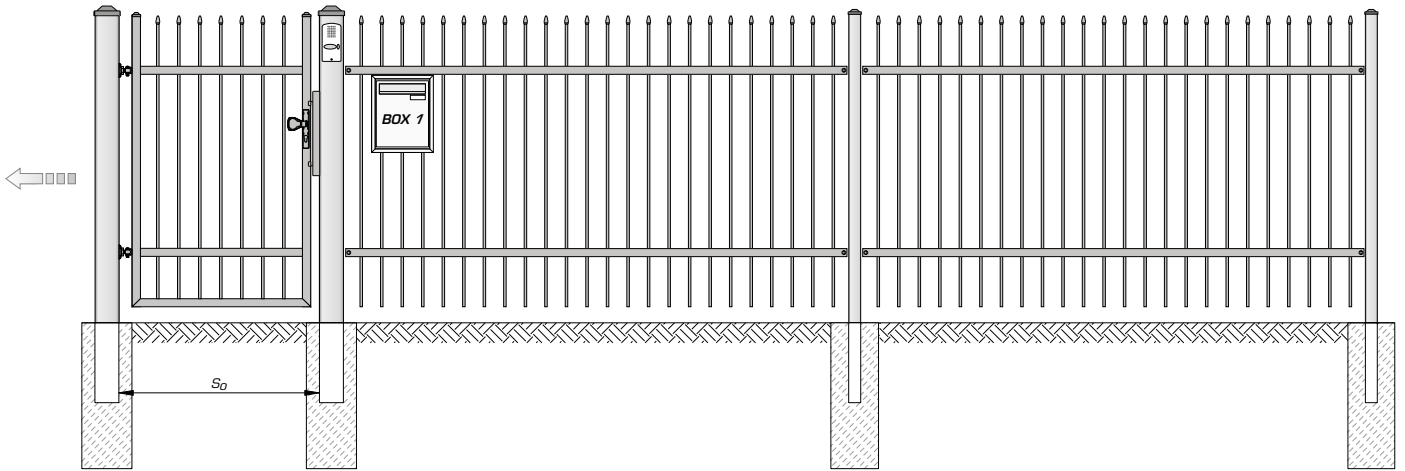
(S) 2500 [mm] x (H) 900 [mm] - 37 kg	(S) 3000 [mm] x (H) 1200 [mm] - 55 kg
(S) 2500 [mm] x (H) 1200 [mm] - 45 kg	(S) 3000 [mm] x (H) 1450 [mm] - 64 kg
(S) 2500 [mm] x (H) 1450 [mm] - 53 kg	
max: (S) 3000 [mm] x (H) 1750 [mm]	

$H \geq 1000$: a=250, b=300, $H_{min}=800$	$800 \leq H < 1000$: a=250, b=200, $H_{min}=800$
---	---

AW.10.07/Wp

(S) 2500 [mm] x (H) 900 [mm] - 35 kg	(S) 3000 [mm] x (H) 1200 [mm] - 53 kg
(S) 2500 [mm] x (H) 1200 [mm] - 43 kg	(S) 3000 [mm] x (H) 1450 [mm] - 62 kg
(S) 2500 [mm] x (H) 1450 [mm] - 51 kg	
max: (S) 3000 [mm] x (H) 1750 [mm]	

$H \geq 1100$: a=350, b=300, c=175, $H_{min}=900$	$900 \leq H < 1100$: a=350, b=200, c=175, $H_{min}=900$
--	--



AW.10.07/Wk

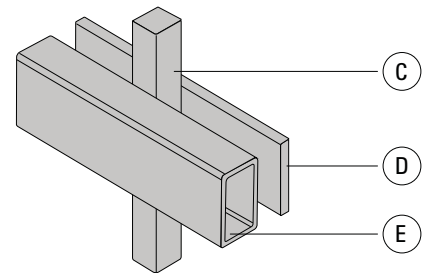
(S) 2500 [mm] x (H) 900 [mm] - 35 kg	(S) 3000 [mm] x (H) 1200 [mm] - 53 kg
(S) 2500 [mm] x (H) 1200 [mm] - 43 kg	(S) 3000 [mm] x (H) 1450 [mm] - 62 kg
(S) 2500 [mm] x (H) 1450 [mm] - 51 kg	

max: (S) 3000 [mm] x (H) 1750 [mm]

□ 12x12

95 ± 2

$H \geq 1100 : a=350, b=300, c=175, H_{min}=900$ $900 \leq H < 1100 : a=350, b=200, c=175, H_{min}=900$



U2 C 12x12 D 30x5 E 30x18